

SRTGMC AMBAJOGAI DIST: - BEED
CLINICAL POSTING TIME TABLE III MBBS PART-1 (2022-23)


BATCH	FEB	MARCH	APRIL	MAY	JUNE	JULY	AUG	SEPT	OCT	NOV	DEC
A	ENT (4 WKS)	OPHTHALM (4 WKS)	COM MED (4 WKS)	MED (4 WKS)	SURGERY (4 WKS)	OBGY (4 WKS)	PAEDS (4 WKS)	ORTHO (4 WKS)	SKIN+PSY (2+2 WKS)	COM MED+D/A (2+2 WKS)	CASUALTY (2 WKS)
B	OBGY (4 WKS)	ENT (4 WKS)	OPHTHALM (4 WKS)	COM MED (4 WKS)	MED (4 WKS)	SURGERY (4 WKS)	ORTHO (4 WKS)	SKIN+PSY (2+2 WKS)	COM MED +D/A (2+2 WKS)	CASUALTY (2 WKS)	PAEDS (4 WKS)
C	SURGERY (4 WKS)	OBGY (4 WKS)	ENT (4 WKS)	OPHTHALM (4 WKS)	COM MED (4 WKS)	MED (4 WKS)	SKIN+PSY (2+2 WKS)	COM MED+D/A (2+2 WKS)	CASUALTY (2 WKS)	PAEDS (4 WKS)	ORTHO (4 WKS)
D	MED (4 WKS)	SURGERY (4 WKS)	OBGY (4 WKS)	ENT (4 WKS)	OPHTHALM (4 WKS)	COM MED (4 WKS)	COM MED+D/A (2+2 WKS)	CASUALTY (2 WKS)	PAEDS (4 WKS)	ORTHO (4 WKS)	SKIN+PSY (2+2 WKS)
E	COM MED (4 WKS)	MED (4 WKS)	SURGERY (4 WKS)	OBGY (4 WKS)	ENT (4 WKS)	OPHTHALM (4 WKS)	CASUALTY (2 WKS)	PAEDS (4 WKS)	ORTHO (4 WKS)	SKIN+PSY (2+2 WKS)	COM MED+D/A (2+2 WKS)
F	OPHTHALM (4 WKS)	COM MED (4 WKS)	PAEDS (4 WKS)	ORTHO (4 WKS)	SKIN+PSY (2+2 WKS)	ENT (4 WKS)	CASUALTY (2 WKS)	D/A+COM MED (2+2 WKS)	MED (4 WKS)	SURGERY (4 WKS)	OBGY (4 WKS)

Timing 09-12 am -Monday To Saturday (Total 42 Weeks)

BATCH	A	B	C	D	E	F
ROLL NO.	1-25	26-50	51-75	76-100	101-125	126-150


CLINICAL POSTING TIME TABLE
DEPARTMENT OF MEDICINE (PSYCHIATRY)
SRTRGMC AMBAJOGAI

SR. NO.	TOPIC	COMPETANCY NUMBER	TEACHING METHOD
1	Doctor patient relationship	PS 1.1	DOAP
2	Doctor patient relationship	PS 1.3 PS 1.4	DOAP
3	Psychiatry introduction	PS 3.3	DOAP
4	Psychiatry introduction	PS 3.4 PS 3.5 PS 3.9	Bed side clinic
5	Psychiatric disorder	PS 4.2	DOAP
6	Psychiatric disorder	PS 4.3 PS 4.5	Bed side clinic
7	Psychiatric disorder	PS 5.2 PS 5.4	Bed side clinic
8	Depression	PS 6.2 PS 6.3 PS 6.5	Bed side clinic


 HEAD & PROFESSOR
 DEPT OF MEDICINE
 SRTRGMC AMBAJOGAI
Professor & HOD
 Dept. Of Medicine
 S.R.T.R.G.M.C Ambajogai

CLINICAL POSTING TIME TABLE
DEPARTMENT OF MEDICINE (SKIN & VD)
SRTRGMC AMBAJOGAI


SR. NO.	TOPIC	COMPETANCY NUMBER	TEACHING METHOD
1	Acne	DR 1.2	Bed side clinic
2	Vitiligo	DR 2.1	Bed side clinic
3	Papulosquamous disorders	DR 3.1	Bed side clinic
4	Papulosquamous disorders	DR 3.2	Bed side clinic
5	Lichen planus	DR 4.1	Bed side clinic
6	Scabies	DR 5.2	Bed side clinic
7	Pediculosis	DR 6.2	Bed side clinic
8	Fungal infections	DR 7.2	DOAP


HEAD & PROFESSOR
DEPT OF MEDICINE
SRTRGMC AMBAJOGAI

Professor & HOD
Dept. Of Medicine
S.R.T.R.G.M.C Ambajogai

स्वामी रामानंद तीर्थ ग्रामीण शासकीय वैद्यकीय महाविद्यालय, अंबाजोगाई
(बालरोग विभाग)

Sr.no.	Topic	Topic code	TL method	Hours
1	HISTORY TAKING IN CARDIAC ILLNESS	PE23.7-8	CP	3
2	CARDIAC EXAMINATION	PE23.9-10	CP	3
3	MANAGEMENT OF CARDIAC ILLNESS	PE23.11-15	CP	3
4	APPROACH TO DIARRHEA	PE24.9-12	CP	3
5	MANAGEMENT OF DIARRHEA	PE24.13-14	CP	3
6	HISTORY TAKING OF GI DISORDERS	PE26.6-8	CP	3
7	MANAGEMENT OF GI DISORDERS	PE26.9, PE26.13	CP	3
8	APPROACH TO UPPER RTI	PE28.9, PE 28.14	CP	3
9	MANAGEMENT OF UPPER RTI	PE28.16-18	CP	3
10	HISTORY TAKING IN HEMATOLOGY	PE29.10-11	CP	3
11	EXAMINATION IN HEMATOLOGICAL DISORDERS	PE29.12-13	CP	3
12	MANAGEMENT OF HEMATOLOGICAL DISORDERS	PE29.14, PE 29.18-19	CP	3
13	TUBERCULOSIS CLINICAL PRESENTATION	PE34.5-7	CP	3
14	DIAGNOSIS OF TUBERCULOSIS	PE 34.8-10	CP	3
15	NRP	PE 18.4-5	DOAP	3
16	IMMUNIZATION	PE19.10-14	DOAP	3
17	VACCINE ADMINISTRATION	PE19.13	DOAP	3
18	VASCULAR ACCESS	PE24.16-17	DOAP	3
19	ENT EXAMINATION	PE28.10-12	DOAP	3
20	PERIPHERAL SMEAR EXAMINATION	PE29.15	DOAP	3
21	AFB STAINING	PE34.11	DOAP	3
22	COUNSELING PARENT OF FAILURE TO THRIVE CHILD	PE2.3	OSPE	3
23	LUMBAR PUNCTURE IN MANNEQUIN	PE30.23	SL	3
24	MODES OF OXYGEN ADMINISTRATION	PE27.9-11	SL	3



विभाग प्रमुख
बालरोग विभाग, स्वा.रा.तो.ग्रा.शा.वै.
महाविद्यालय, अंबाजोगाई

07/2022
4-1-2022

UG Teaching Time Table Current Academic term
(ENT Department)

1) Clinical Posting Time Table for Academic Term March 2022

SR.No.	TOPIC	DATE	TIME
1	ANATOMY OF EAR	02/03/2022	9.00 am-12.00pm
2	PHYSIOLOGY OF HEARING AND HEARING ASSESMENT	03/03/2022	9.00 am-12.00pm
3	DISEASES OF PINNA AND EAC	04/03/2022	9.00 am-12.00pm
4	ACUTE AND CHRONIC CSOM AND ITS MANAGEMENT	05/03/2022	9.00 am-12.00pm
5	CHOLESTATOMA AND MASTOID SURGERYS	07/03/2022	9.00 am-12.00pm
6	COMPLICATIONS OF CSOM AND ITS MANAGEMENT	08/03/2022	9.00 am-12.00pm
7	OTOSCLEROSIS AND MENIERS DISEASE	09/03/2022	9.00 am-12.00pm
8	FACIAL PARALYSIS CAUSES AND MANAGEMENT	10/03/2022	9.00 am-12.00pm
9	ANATOMY AND PHYSIOLOGY OF NOSE AND PNS	11/03/2022	9.00 am-12.00pm
10	METHODS OF EXAMINATIONS IN NOSE	12/03/2022	9.00 am-12.00pm
11	DEVIATED NASAL SEPTUM SEPTOPLASTY AND SMR	14/03/2022	9.00 am-12.00pm
12	TEST FOR OLFACTION AND RHINOMETRY	15/03/2022	9.00 am-12.00pm
13	NASOPHARYNGEAL ANGIOFIBROMA	16/03/2022	9.00 am-12.00pm
14	TUMURS OF NOSE AND PNS	17/03/2022	9.00 am-12.00pm
15	FUNCTIONAL ENDOSCOPIC SINUS SURGERY AND ITS COMPLIVATIONS	19/03/2022	9.00 am-12.00pm
16	MAXILLORY CARCINOMA	21/03/2022	9.00 am-12.00pm
17	ANATOMY AND PHYSIOLOGY OF ORAL CAVITY AND PHARYNX	22/03/2022	9.00 am-12.00pm
18	TONSILS AND ADENOIDS	23/03/2022	9.00 am-12.00pm
19	ANATOMY OF LARYX	24/03/2022	9.00 am-12.00pm
20	PHYSIOLOGY OF PHONATION AND DISORDRS OF VOICE	25/03/2022	9.00 am-12.00pm
21	NASOPHARYNGEAL MALIGNANCY	26/03/2022	9.00 am-12.00pm
22	FOREIGN BODIES IN BROCHUS AND ESOPHAGUS AND MANAGEMENT	29/03/2022	9.00 am-12.00pm
23	ANATOMY OF NECK	30/03/2022	9.00 am-12.00pm


Professor B. N. T. Department,
B. T. R. Medical College
AMBAJOGAI


SRTSGMC AMBAJOGAI DIST: - BEED

DEPT OF COMMUNITY MEDICINE

CLINICAL POSTING TIME TABLE

BATCH _____ TIME- 9AM-12PM

Day	Clinical posting	TL METHOD
1	Clinico- social assessment of antenatal cases	CP
2	Clinico- social assessment of postnatal cases	CP
3	Assessment of high risk mothers	DOAP
4	Assessment of high risk mothers	SDL
5	Neonatal assessment	DOAP
6	Neonatal assessment	CP
7	Assessment of eligible couples for family welfare services and health education	FIELD VISIT
8	Assessment of eligible couples for family welfare services and health education	FIELD VISIT
9	Assessment of eligible couples for family welfare services and health education	FIELD VISIT
10	Organization of community based maternal health services and health educational activity for mothers	FIELD VISIT
11	Organization of community based maternal health services and health educational activity for mothers	SDL
12	Organization of community based maternal health services and health educational activity for mothers	DOAP
13	Health and nutritional assessment of underfive child.	DOAP
14	Health and nutritional assessment of underfive child.	CP
15	Clinico social case reviews of nutritional deficiency diseases in children and childhood malnutrition	CP
16	Clinico social case reviews of nutritional deficiency diseases in children and childhood malnutrition	CP
17	Clinico social case reviews of ARI in childhood	CP
18	Clinico social case reviews of fever with rash in childhood	CP
19	Clinico social case reviews of acute GE in childhood	CP
20	Clinico social case reviews of malaria fever in childhood	CP
21	Childhood immunization , organization of immunization session, assessment of cold chain etc.	DOAP
22	Childhood immunization , organization of immunization session, assessment of cold chain etc.	SDL
23	School health examination , assessment of school environment , organization of health educational activity for school children	SDL
24	School health examination , assessment of school environment , organization of health educational activity for school children	DOAP


Professor & Head
Department P.S.M. (Community Medicine)
S.R.T.R.Govt. Medical College
Ambajogai-431517


SRTGMC AMBAJOGAI DIST: - BEED

DEPT OF COMMUNITY MEDICINE

CLINICAL POSTING TIME TABLE

BATCH _____ TIME- 9AM-12PM

Day	Clinical posting	TL METHOD
1	Clinico- social assessment of antenatal cases	CP
2	Clinico- social assessment of postnatal cases	CP
3	Assessment of high risk mothers	DOAP
4	Assessment of high risk mothers	SDL
5	Neonatal assessment	DOAP
6	Neonatal assessment	CP
7	Assessment of eligible couples for family welfare services and health education	FIELD VISIT
8	Assessment of eligible couples for family welfare services and health education	FIELD VISIT
9	Assessment of eligible couples for family welfare services and health education	FIELD VISIT
10	Organization of community based maternal health services and health educational activity for mothers	FIELD VISIT
11	Organization of community based maternal health services and health educational activity for mothers	SDL
12	Organization of community based maternal health services and health educational activity for mothers	DOAP
13	Health and nutritional assessment of underfive child.	DOAP
14	Health and nutritional assessment of underfive child.	CP
15	Clinico social case reviews of nutritional deficiency diseases in children and childhood malnutrition	CP
16	Clinico social case reviews of nutritional deficiency diseases in children and childhood malnutrition	CP
17	Clinico social case reviews of ARI in childhood	CP
18	Clinico social case reviews of fever with rash in childhood	CP
19	Clinico social case reviews of acute GE in childhood	CP
20	Clinico social case reviews of malaria fever in childhood	CP
21	Childhood immunization , organization of immunization session, assessment of cold chain etc.	DOAP
22	Childhood immunization , organization of immunization session, assessment of cold chain etc.	SDL
23	School health examination , assessment of school environment , organization of health educational activity for school children	SDL
24	School health examination , assessment of school environment , organization of health educational activity for school children	DOAP


Professor & Head
Department P.S.M. (Community Medicine)
S.R.T.R.Govt. Medical College
Ambajogai-431517

DEPARTMENT OF GENERAL SURGERY

S.R.T.R.GOV.T.MEDICAL COLLEGE, AMBAJOGAI

TIME TABLE FOR CLINICAL POSTING (III/II MBBS)

[Batch :]

Time: 9 am to 12 noon

DAY	TOPIC
1	Basics of History taking: Patient's Particulars ,Chief complaints, HOPI
2	History taking: Past History, Personal History, Family history, Other relevant history
3	General symptomatology
4	Physical examination: General examination and systemic examination
5	Examination of: A Lump or Swelling
6	Examination of: An Ulcer
7	Examination of: Case of Inguinal Hernia
8	Examination of: Case of Hydrocele
9	Examination of: Case of Thyroid Swelling
10	Examination of: Case of Breast lump
11	Examination of: Case of Varicose veins
12	Examination of: Case of Peripheral Vascular Disease
13	Examination of: Case of Abdominal Lump
14	Examination of: Case of Head Injury
15	Examination of: Case of Polytrauma
16	Examination of: Case of Burn
17	Assessment of change in clinical status of Patient-1: Pre-Op Diagnosis, Intra-Op Findings and Post-Op Care
18	Assessment of change in clinical status of Patient-2: Pre-Op Diagnosis, Intra-Op Findings and Post-Op Care
19	Communication Skills: Basic Principles, Medical Ethics, Doctor-Patient Relationship
20	Communication Skills: To Elicit History, To explain Diagnosis/Consent/Prognosis to Relatives of Patient
21	Patient's Education: Disease Management Plans, Counselling the Patient, Advise on Discharge
22	Patient's Education: Health Promotion and Preventive aspects
23	Demonstration of Surgical Instruments
24	Basic Skills : IV cannula insertion, Cleaning and dressing, suturing the wound, foley's insertion



Professor & Head
Department of Surgery
S.R. Medical College, Ambajogai


CLINICAL POSTING TIME TABLE
DEPARTMENT OF MEDICINE
SRTRGMC AMBAJOGAI

BATCH - ----

Time - 9 to 12 Am.

SR. NO.	TOPIC	COMPETANCY NUMBER	TEACHING METHOD
1	Fever with febrile syndrome	IM 4.9	Bed side clinic
2	Fever with febrile syndrome	IM 4.10 IM 4.11	Bed side clinic
3	Fever with febrile syndrome	IM 4.12	Bed side clinic
4	Fever with febrile syndrome	IM 4.13 IM 4.14 IM 4.15	DOAP
5	Fever with febrile syndrome	IM 4.19 IM 4.20	DOAP
6	HIV	IM 6.7 IM 6.8	Bed side clinic
7	HIV	IM 6.9 IM 6.10	Bed side clinic
8	HIV	IM 6.19 IM 6.20 IM 6.21	DOAP
9	Rheumatologic problems	IM 7.11 IM 7.12	Bed side clinic
10	Rheumatologic problems	IM 7.13 IM 7.14	Bed side clinic
11	Rheumatologic problems	IM 7.20 IM 7.21	DOAP
12	Rheumatologic problems	IM 7.22	DOAP
13	Rheumatologic problems	IM 7.24 IM 7.25	DOAP
14	Anaemia	IM 9.3 IM 9.4 IM 9.5	Bed side clinic
15	Anaemia	IM 9.6 IM 9.9 IM 9.10	Bed side clinic
16	Anaemia	IM 9.15 IM 9.16 IM 9.20	DOAP
17	Thyroid	IM 12.5	Bed side clinic
18	Thyroid	IM 12.6 IM 12.7	Bed side clinic

19	Thyroid	IM 12.8 IM 12.9	Bed side clinic
20	Thyroid	IM 12.10 IM 12.11	Bed side clinic
21	Thyroid	IM 12.15	Bed side clinic
22	Common Malignancies	IM 13.7 IM 13.8	Bed side clinic
23	Common Malignancies	IM 13.9 IM 13.10	Bed side clinic
24	Common Malignancies	IM 13.11 IM 13.12	Bed side clinic
25	Common Malignancies	IM 13.13 IM 13.14 IM 13.15	Bed side clinic
26	Obesity	IM 14.6 IM 14.7	Bed side clinic
27	Obesity	IM 14.8 IM 14.9	Bed side clinic
28	Obesity	IM 14.10 IM 14.11 IM 14.12	Bed side clinic


 HEAD & PROFESSOR
 DEPT OF MEDICINE
 SRTRGMC AMBAJOGAI
Professor & HOD
 Dept. Of Medicine
S.R.T.R.G.M.C Ambajogai



जा.क्र.४०८/सीरोग व प्र.शा.वि./२०२१
दि.३०/१२/२०२१

**SRTR GMC AMBAJOGAI
DEPARTMENT OF OBSTETRICS & GYNECOLOGY CLINICAL POSTING
TIMETABLE**

SR NO	TOPIC	COMPETANCY NUMBER	TEACHING METHOD
1.	PRE CONCEPTIONAL COUNSELLING	OG 5.1	SEMINAR
2.	CLINICAL FEATURES OF PREGNANCY	OG 6.1	BEDSIDE CLINIC
3.	DIAGNOSIS OF PREGNANCY	OG 6.1.1	SEMINAR
4.	HISTORY TAKING	OG 8.1	BEDSIDE CLINIC
5.	OBSTETRIC FORMULA & EDD	OG 35.1	SEMINAR
6.	OBSTETRIC EXAMINATION	OG 8.3	DOAP SESSION
7.	MATERNAL & FETAL MONITORING	OG 8.4	DOAP SESSION
8.	PELVIC ASSESSMENT	OG 8.5	DOAP SESSION
9.	NUTRITION IN PREGNANCY	OG 8.6	DOPA SESSION
10.	VACCINATION IN PREGNANCY	OG 8.7	SEMINAR
11.	PREGNANCY INVESTIGATIONS	OG 8.8	SEMINAR
12.	MANAGEMENT OF PUERPERIUM	OG 19.1	BEDSIDE CLINIC
13.	PUERPERAL CONTRACEPTION	OG 19.2	DOAP SESSION
14.	MTP	OG 20	DOAP SESSION
15.	CONTRACEPTION	OG 21	SEMINAR
16.	ETHICAL BEHAVIOUR	OG 35.6	BEDSIDE CLINIC
17.	INFORMED CONSENT	OG 35.7	BEDSIDE CLINIC

18.	CASE RECORD	OG 35.8	BEDSIDE CLINIC
19.	GYNECOLOGICAL HISTORY & EXAMINATION	OG 35.1	BEDSIDE CLINIC
20.	URINARY CATHETERISATION	OG 35.17	DOAP SESSION
21.	DISCHARGE SUMMARY	OG 35.9	BEDSIDE CLINIC
22.	UNIVERSAL PRECAUTIONS	OG 35.11	DOAP SESSION
23.	VAGINAL DISCHARGE	OG 22	SEMINAR
24.	PELVIC INFLAMMATORY DISEASE	OG 27.4	SEMINAR
25.	ABNORMAL UTERINE BLEEDING	OG 24.1	SEMINAR
26.	MENOPAUSE	OG 32.1	BEDSIDE CLINIC
27.	POSTMENOPAUSAL BLEEDING	OG 32.2	BEDSIDE CLINIC
28.	PAP SMEAR	OG 35.12	DOAP SESSION



प्राध्यापक व विभागाध्यक्ष
 स्त्री-रोग व प्रसूतीशास्त्र विभाग
 आर्य समाज मेडिकल कालेज, अकोला

CLINICAL POSTING TIMETABLE
DEPARTMENT OF OPHTHALMOLOGY
SRTRGMC AMBAJOGAI

जा. क्र. 02/2022
नेत्र चिकित्सा शास्त्र विभाग
स्वामी रामानंद तीर्थ ग्रामीण
शासकीय वैद्यकीय महाविद्यालय
अंबाजोगाई दि. 01/01/2022

SR.NO.	TOPIC	TOPIC CODE	TEACHING METHOD
1.	Visual Acuity Assessment	OP 1.3	DOAP
2.	Common clinical features of disorders of lids	OP 2.2	Bedside Teaching
3.	Common clinical features of disorders of adnexa	OP 2.2	Bedside Teaching
4.	Clinical Demonstration of Bell's phenomenon and entropion/ectropion	OP 2.3	DOAP
5.	Clinical Demonstration of regurgitation test of lacrimal sac, massage technique and Epilation procedure	OP 2.3	DOAP
6.	History taking of patient presenting with red eye	OP 3.1	DOAP
7.	Demonstration of correct method of red eye examination	OP 3.2	DOAP
8.	Documentation of correct method of red eye examination	OP 3.2	DOAP
9.	Demonstration of foreign body removal present in the eye	OP 3.8	DOAP
10.	Demonstration of correct technique of instillation of eyedrops	OP 3.9	DOAP
11.	Demonstration of foreign body removal present in the cornea	OP 4.8	DOAP
12.	Counselling of patient and family about eye donation	OP 4.10	Bedside Teaching
13.	Identification of clinical features and diagnosis of common clinical conditions affecting the anterior chamber	OP 6.6	DOAP
14.	Demonstration of clinical features and diagnosis of common clinical conditions affecting the anterior chamber	OP 6.6	DOAP
15.	Counselling the patient about the disorder and diagnosis of the conditions of iris	OP 6.10	DOAP
16.	Counselling the patient about the disorder and diagnosis of the conditions of anterior chamber	OP 6.10	DOAP
17.	Counselling the patient about the therapy and prognosis of the conditions of iris	OP 6.10	DOAP
18.	Counselling the patient about the therapy and prognosis of the conditions of anterior chamber	OP 6.10	DOAP
19.	Demonstration of correct ocular examination of patient with cataract (Part-1)	OP 7.3	Bedside Teaching
20.	Demonstration of correct ocular examination of patient with cataract (Part-2)	OP 7.3	Bedside Teaching
21.	Participation in a team for cataract surgery	OP 7.5	DOAP
22.	Administration of proper informed consent	OP 7.6	Bedside Teaching
23.	Counselling of patient for cataract surgery	OP 7.6	Bedside Teaching
24.	Demonstration of correct technique of extraocular movements examination	OP 9.1	DOAP

Copy to
① PSM Dept.
② Notice board ophthalmology Dept
③ UG Hostel.

Prof. & HOD Dept Of Ophthal.
S.R.T.R. Medical College, Ambajogai

S.R.T.R GMC AMBAJOGAI
DEPARTMENT OF ORTHOPAEDICS
_____TERM MBBS
_____BATCH 20____
ROLL NO _____ TO _____

02/1
प्रमुख, चिकित्सा व लक्षण विभाग
स्वा. च. र. ग. म. शिवाजीय महाविद्यालय
अंबाजोगई 4-1-8

DAY	CLINICAL POSTING
1	HISTORY TAKING IN ORTHOPAEDICS (Bedside)
2	OBSERVING PROCEDURES IN OPERATION THEATRE AND CASUALTY. (Demonstration)
3	EXAMINE INDOOR (MEDICAL; PRE OP AND POST OP) PATIENTS (Bedside)
4	LEARN ABOUT COMMON X-RAY FINDINGS, COMMON ORTHOTICS AND PROSTHETICS. (Bedside)
5	SPLINTING OF JOINT WITH SLAB, CAST, THOMAS SPLINT (Demonstration)
6	COUNSELLING OF PATIENTS ABOUT PROGNOSIS OF ORTHOPAEDIC ILLNESS (Bedside)
7	WOUND CARE AND DRESSINGS OF COMPOUND FRACTURES (Bedside)
8	ATTEND OPD, OPERATION THEATRE AND EMERGENCY OPERATIONS FOR ACCLIMATIZATION. (Demonstration)
9	WARD ROUNDS (Bedside)
10	SKIN/SKELETAL TRACTION APPLICATION (Demonstration)
11	POLYTRAUMA PATIENT MANAGEMENT (Demonstration)
12	COMPARTMENT SYNDROME AND NEUROVASCULAR INJURY (Bedside)
13	DRAINAGE OF ABCESS, CYST. (Demonstration)
14	FRACTURES AROUND WRIST JOINT(SPLINTING AND CASTING) (Demonstration)
15	SPINE EXAMINATION (Bedside)
16	HIP JOINT EXAMINATION (Bedside)
17	KNEE JOINT CLINICAL EXAMINATION (Bedside)
18	CLINICAL EXAMINATION OF ANKLE JOINT (Bedside)
19	CLINICAL EXAMINATION OF SHOULDER, ELBOW AND WRIST JOINT (Bedside)
20	CLOSED REDUCTION OF HIP JOINT, KNEE JOINT, SHOULDER JOINT. (Demonstration)
21	KNEE JOINT ASPIRATION (Demonstration)
22	LEARN ABOUT PATHOLOGICAL SPECIMENS, INSTRUMENTS IN ORTHOPAEDICS. (Bedside)
23	LEARN HOW TO TAKE WRITTEN INFORMED CONSENT FOR ORTHOPAEDICS PROCEDURES. (Bedside)
24	CTEV CAST APPLICATION (Demonstration)

Date:-

Signature of H.O.D
Professor & Head
Dept. of Orthopaedics
SRTRGMC, Ambajogai